






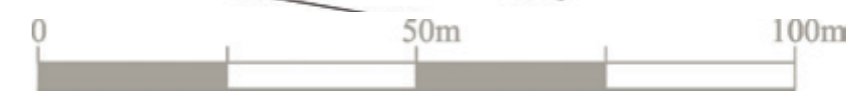




- Key**
-  Residential Development
 -  Existing Trees and Planting Retained
 -  Amenity Space
 -  Pond
 -  Primary Access Route
 -  Secondary Access Route
 -  Existing Footpath
 -  New Footpath Routes
 -  Access Point
 -  Wildlife Corridor Link



Client Millwood Designer Homes	Project Proposed Residential Development, Land off Pleasant and Blunden Lane, Yalding	Drawing Masterplan	
		Scale 1:1000@A3	Drawn By RDT
		Date November 2015	Drawing No. 2664-15


Church Barn, Milton Manor Farm, Ashford Road, Canterbury, CT4 7PP
t: 01227 456699 www.bdb-design.co.uk

Masterplan
Proposed Residential Development, Land off Pleasant and Blunden Lane, Yalding